

South Australia's Top 10 Risky Roads

1. Regional roads

1	2	3	4	5	6	7	8	9	10
Southern Ports Highway Beachport – Millicent	Horrocks Highway Gawler – Rhynie	Upper Yorke Road Arthurton – Kulpara	Victor Harbor Road	Princes Highway Tailem Bend – Mt Gambier	Owen Road	Inman Valley Road	Long Valley Road	Torrens Valley Road	Goolwa Road

2. Metro roads

1	2	3	4	5	6	7	8	9	10
Main South Road Aldinga – Sellicks Beach	Main Road Coromandel Valley – Chandlers Hill	Main North Road Gepps Cross – Gawler	Glynburn Road Payneham Rd – Magill Rd	Kings Road Salisbury Highway – Bolivar Rd	South Eastern Freeway Stirling – Monarto	Greenhill Road Burnside – Summertown	Heaslip Road	North East Road Tea Tree Gully – Walkerville	Grand Junction Road Sudholz Rd – Hampstead Rd

3. Intersections

1	2	3	4	5	6	7	8	9	10
Curtis Road/Heaslip Road Angle Vale	Britannia Roundabout Adelaide	Victor Harbor Road/Hindmarsh Tiers Road Hindmarsh Valley	Main South Road/Aldinga Beach Road Aldinga	Blackwood Roundabout Blackwood	Strathalbyn Road/Whites Road Flaxley	Main North Road/Grand Junction Road Gepps Cross	Payneham Road/Lower North East Road Glyde	Bull Creek Road/Paris Creek Road Meadows	Main South Road/Sellicks Beach Road Sellicks Beach

Legend

Potholes, cracks or rutting	Crumbling road edges	Rough, slippery or loose surface	Lack of overtaking opportunities	Inappropriate speed limit	Narrow road, lanes or bridges	Sunken utility pit covers	Inadequate crossing or turning opportunity	No traffic signals	Inefficient / ineffective traffic signals	Poor or confusing layout	Confusing signs or line marking	Poor sight distance	Tight curves / blind crests	Lacks turning / acceleration lanes

South Australia's Risky Roads

Total nominations

2,132

1,465 for roads
667 for intersections

38%

of nominations for top 10 roads
or intersections


262

locations with multiple nominations:
162 roads, 100 intersections

Crash data for top 10 roads and intersections (2016-20)


2564 minor injuries **284** serious injuries **39** fatalities

Most common crash type
on the top 10 metro roads




51% rear end
14% right angle, **10%** right turn

Most common crash type
on the top 10 regional roads



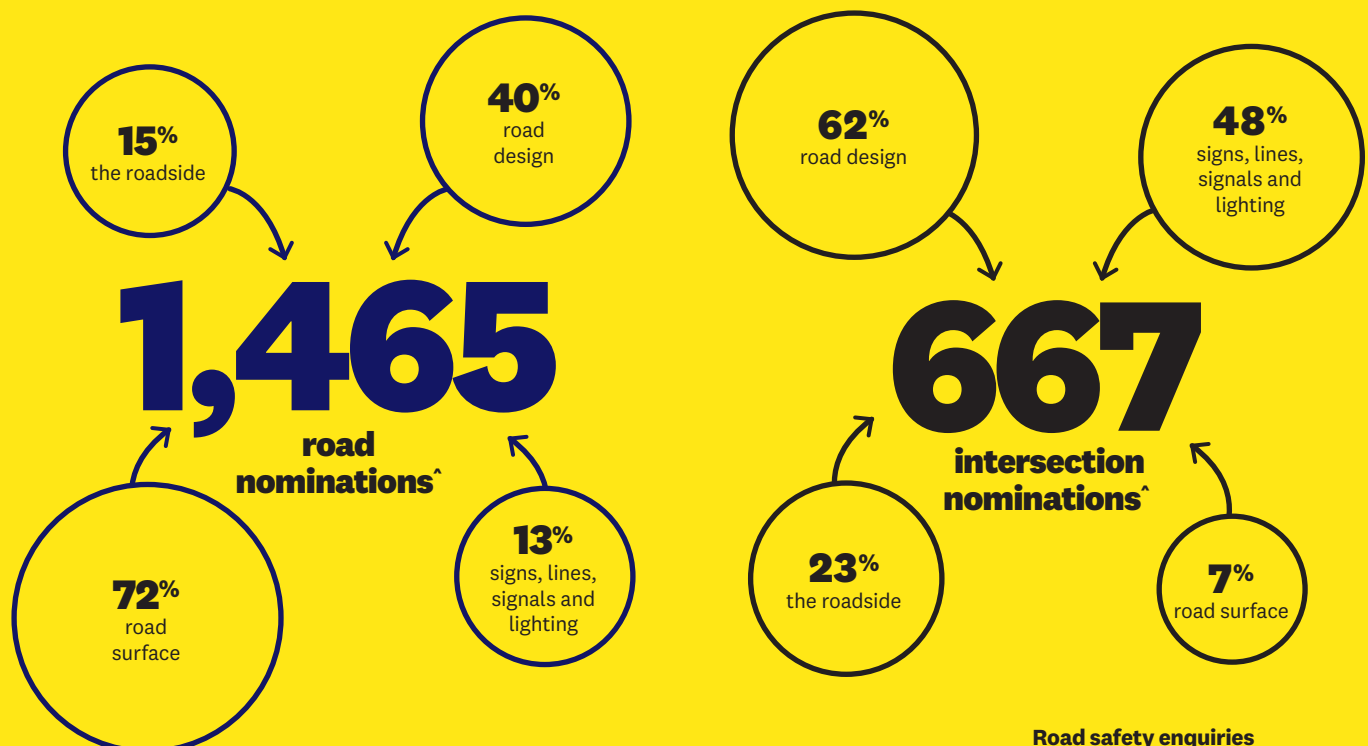
45% single vehicle run off*
15% rear end, **14%** right angle

Most common crash type
at the top 10 intersections



39% right angle
34% rear end, **17%** right turn

Nominated issues



Road safety enquiries

RAA Safety and Infrastructure
Ph: 8202 4703
email: roadsafety@raa.com.au

Media enquiries

Ph: 8202 8111

* Single vehicle run off road includes 'hit fixed object', 'roll over' and left road - out of control' crashes
^ Note that percentages add up to more than 100% because some nominations were for multiple issues